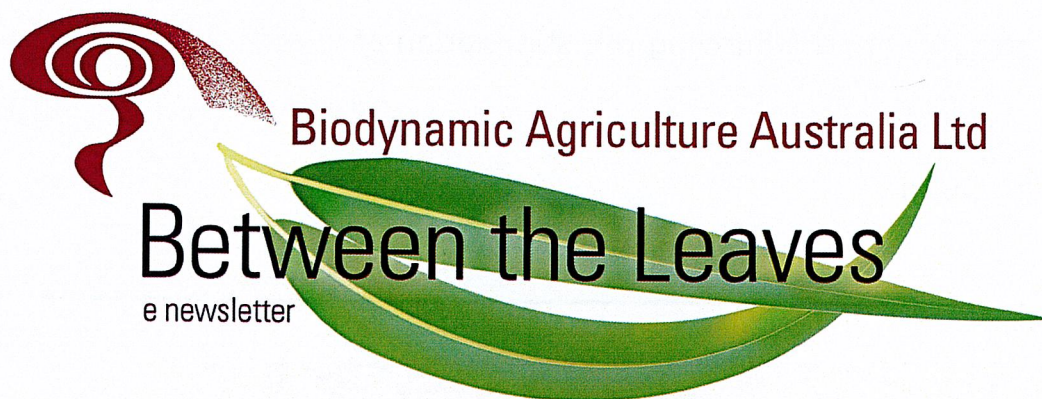


Between the Leaves, the monthly newsletter from
Biodynamic Agriculture Australia

View this email in your
browser



JULY 2023



Hello Everyone,

Winter: the Earth breathes in. Well, at least it is doing so in the southern hemisphere! However metaphorical this concept seems, we are well advised to heed it in our biodynamic activities, because so much of the spring flush depends on winter earthly forces supercharging the rhyosphere.

Our "new" biodynamic pepper maker par excellence, Rohanne Young, tells us that she is making numerous insect and animal peppers on request from our members and non-members. It seems that to her

delight, our promotion of her enterprise is working, and she says that she's receiving good feedback. Note that she potentises the ash by hand succussion, not radionically. One of her latest is hive beetle!

We hope you are all enjoying the stimulation of winter.

Kaz and John



Be careful what you spray

Treat flies and worms and treat your soil

Will Winter

Editors note: This is an article reprinted with thanks from the June 2022 Issue of the Acres USA magazine.

The main difference between me now and me as a young person is that I've been painfully reminded whenever I have not followed — or have forgotten — the Four Laws of Nature:

1. Water runs downhill
2. There's no free lunch
3. Everything affects everything
4. Nature bats last

If one is unclear as to what any of these mean, don't worry — nature will definitely let you know when you haven't been paying attention.

[read more.....](#)

Advertisements

What are biodynamic peppers?

Biodynamic peppers are an organic, non-toxic method for controlling animals, weeds and insects that have become a pest. The peppers are created by burning the weed, insect or animal to create an ash. This ash is potentized using homeopathic procedures.

By creating an ash, the energy of the pest animal or plant is severed. This works on the principle that water creates life and fire extinguishes life.

How are peppers used?

The peppers are dispersed during the full moon by stirring 10 drops of the pepper into a bucket of rain water. The mixture is stirred for 10 minutes before being dispersed over the area where the animal or weed is to be controlled.

The peppers are very specific and only work to control the specific pest animal, insect or weed. This means separate peppers are required for each animal, plant or insect.

Can peppers be mixed together?

The peppers work by tuning in to the energy of the specific animal, plant or insect. It is recommended the peppers not be mixed, but be dispersed separately.

Peppers & Potions

Welcome to the Autumn newsletter from The Delectable Garden.

The newsletter provides an update on new biodynamic peppers that are available, as well as providing an update on enduring favourites such as rat and mouse peppers.

I'll provide feedback from biodynamic gardeners who've been using the peppers as well as hints, tips and other information on biodynamic peppers. We'll also discuss other organic potions, such as weed teas to help you in your gardening endeavours.



Biodynamic Peppers

The following peppers are available:

Insect Peppers:

Paper Wasp, 28 Spot Ladybeetle, Flea Beetle, Hard Scale, Bronze Citrus Bug, Green/Brown Grasshopper, Fruit fly

Animal and Bird Peppers:

Rat, Mouse, Ringtail Possum, Brushtail possum, Brush Turkey, Noisy Miner, Indian Myna, Silver Eye, Cane Toad, Crow, Corella, Cockatoo

Weed Peppers:

Commelina cyanea, Cobblers pegs, Velcro weed, Singapore Daisy, Oxalis (Pink flower), Nutgrass, Catsears

Diversity, balance and a healthy environment

According to Rudolph Steiner, the scientist who created biodynamics, all plants and animals are created equal. Each plant has a role to play in helping to manage the health of our soils and each animal and insect has an equal claim. It can often transpire that we have made the animal or weed into a pest through our own actions or inactions.

There is so much we don't know, especially with regard to plants, that it's not in our best interests to eliminate every species we find irritating or annoying. Biodynamics, through pepperering, shows us a way that we can control species that have gotten out of hand and threaten the diversity, balance and health of the environment.

I'm having problems with a pest and they're not listed

Peppers can be created to help control most pest animal, weed or insect.

For more information or to discuss particular pest problems, please contact Rohanne Young through The Delectable Garden at www.thedelectablegarden.com.au or phone 0418983203.

"Controlling Pests Without Poisons!"

Can weeds and pests be controlled without using poisons?

Insects. YES!

Vermin. YES!

Weeds. YES!

Have you heard of homeopathy? It works by introducing small 'energetic signatures' to improve something, or to control and eliminate it.

Everything in life has a specific energy frequency. It's like tuning in to your favourite radio station. You only hear the broadcast you tuned in to.

Biodynamic peppers work the same way. They use these 'energetic' signatures in a homeopathic way to create the environment you want by tuning out the pests you don't want.

In other words... the pest doesn't feel welcome.

[Click here to download PDF copy](#)

REHABILITATOR PLOUGH

Macedon Ranges Victoria

EXCELLENT CONDITION

\$9,500.00



Christine Watson | 0410 607 317 | nunyara@protonmail.com

Made for our 50hp tractor in 2019 - but unfortunately turned out being too heavy. Apart from being trialled for a couple of hours it hasn't been used and has been kept under cover.

Manufactured by Fix Engineering: 2m working width with 3 slot tines, 3 Fix Eng. coulters, twin roller carrier and one pasture roller

Model No. 20-TS3-SF3-PR1-RCF2-19 Serial No.128

Farmhand wanted for biodynamic broadacre farm

Working with sheep , cattle & cropping in central NSW
Please call Ray on 02 68697635 or 0473058888

The below Permaculture Education Weekend has a price reduction of \$100 per workshop or \$200 for the three workshops, which is great value.

PERMACULTURE EDUCATION WEEKEND

3 WORKSHOPS IN 2 DAYS | 01st & 02nd JULY
LEVENVALE FARM, BELLINGEN NSW



Witchy Brews Garden Ferments \$150

9 am - 12 pm Saturday, 01st July

Garden fermenting is the process of cultivating local microorganisms through simple, natural, and affordable methods. This workshop will show how to make aerobic and anaerobic ferments that will allow gardeners to create organic and high-grade living fertilizers for their gardens.



Compost for Soil Regeneration \$150

1 pm - 4 pm Saturday, 01st July

This three-hour course will give you the hands-on experience and knowledge to make your own compost, vermicompost and actively aerated compost tea. With this knowledge, we can start to rebuild our soil and increase its water-holding capacity, nutrient density and ability to build life.



Organic Health Management \$150

9 am - 12 pm Sunday, 02nd July

This interactive presentation will demonstrate the connections that can help keep your garden happy and healthy. How can we reframe the conversation to co-create a balanced ecosystem, help reduce workload and work with nature rather than against it?

BOOK 2 AND RECEIVE THE 3RD FREE

Brought to you by:



View events here:



[Click here to download PDF version of above course](#)



Field 2 Fork

2 Day Butchering & Sausage Making Workshop



Learn how to field dress an animal, break it down, and butcher it using common home tools.

Learn how to make delicious homemade sausages.

This workshop seeks to increase your skills and confidence in backyard butchery and sausage making for your own consumption.

08th & 09th July
Levenvale Farm
Sat: 8:30 am - 3:30 pm
Sun: 8:30 am - 1:00 pm

\$450 for 2 Days


- Opt-In Day 01 \$300
- Opt-In Day 02 \$150
- Catering provided
- Receive a gift of Bello Beef sausages

More info:



E: thepatchbellinger@gmail.com | **S:** @ThePatchOrganics | **W:** www.thepatchorganics.com.au

Click here to download PDF version of above course



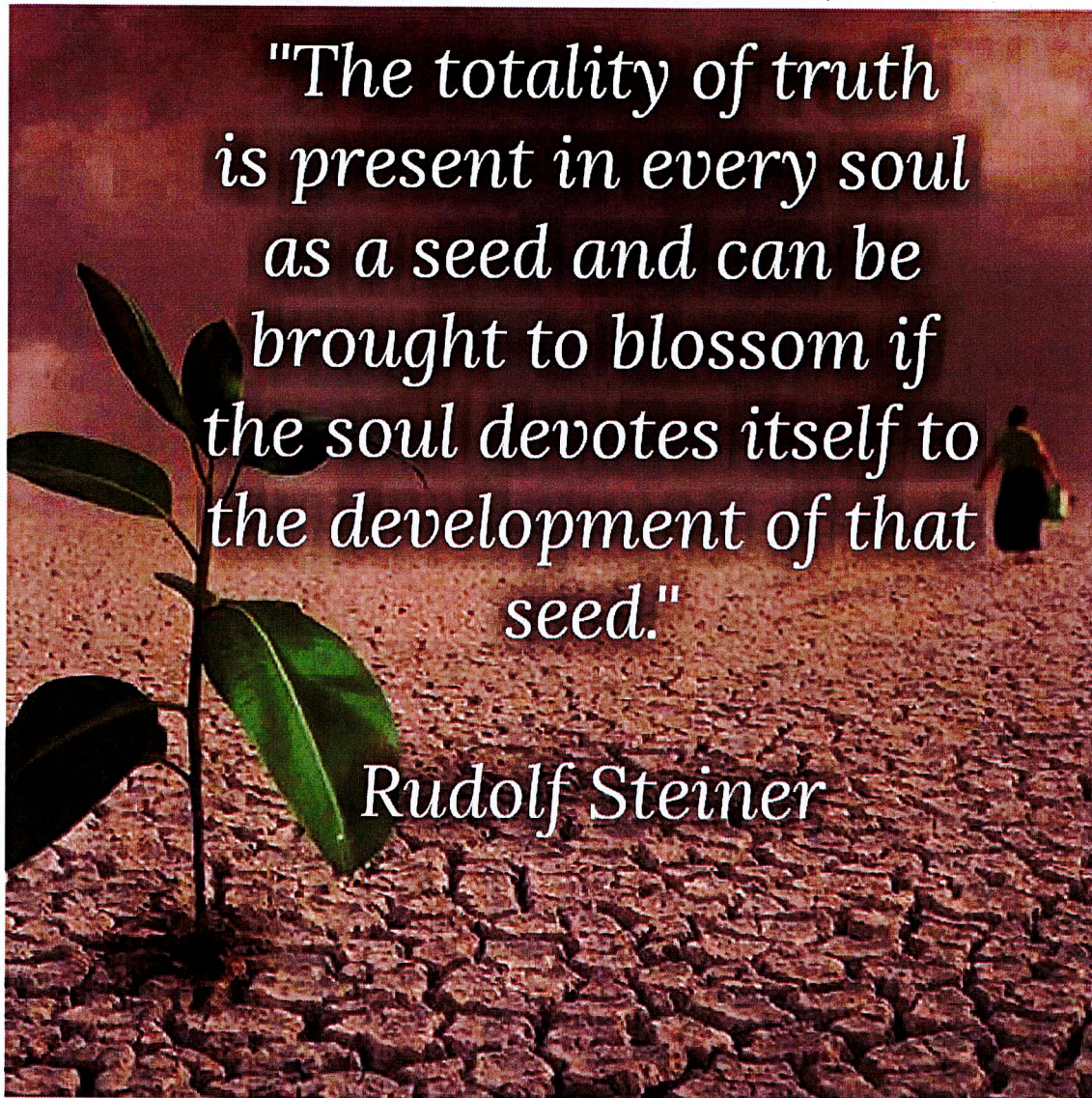
Growing the sense-organ of the farm

Thoughts from the philosophy of freedom

The Josephine Porter Institute and Stewart Lundy, 15 May 2023

Like a human being, in its childhood, a young farm is almost entirely a sense organ.¹ In its infancy, a farm takes rather more than it gives. A preexisting rhythm becomes enclosed within a skin, and the farm organism develops its own pulse, not unlike the way an embryo develops itself as a sheath of pulsing, growing, expanding information. So the farm begins to distinguish what is internal and what is external.

[Listen to the podcast here.... \(14:37 mins\)](#)



*"The totality of truth
is present in every soul
as a seed and can be
brought to blossom if
the soul devotes itself to
the development of that
seed."*

Rudolf Steiner



Becoming certified but not in the way you
are thinking

Stirling Keayes, May 2023.

[Stirling Keayes is a Contract Auditor for Australian Certified Organic (ACO) certification. He is also an organic/biodynamic certification consultant, particularly dealing with vineyards and olive groves – Ed]

The thought of growing crops, running livestock or any form of produce grown using only organic methods on a commercial scale once seemed farcical to me.

Now the very idea that we would consider growing clean, nutrient dense produce by sustaining plants and stock with synthetic chemicals and fertilizers is unfathomable and unbelievable.



Wow, what a shift in mindset in just 10 years, having finished Ag College to go working on cotton farms where the thought really was "Here is the chemical book. Which mixture are we going to use to control said weed, pest or disease?"

[read more.....](#)

GUIDE TO Edible Flowers

Hibiscus

DELICATE CRANBERRY FLAVOR, WITH CITRUS OVERTONES. NATIVE TO TROPICAL & SUBTROPICAL REGIONS, HIBISCUS IS MOST OFTEN DRIED & STEEPED TO MAKE TEA & OTHER BEVERAGES. THE FRESH PETALS CAN BE CANDIED OR ADDED TO SALADS.





Elder Flower

IN SEASON FROM THE END OF MAY THROUGH MID-JUNE, WITH A SWEET HONEY SCENT. THEY ARE BEST COLLECTED RIGHT AFTER THE BUDS HAVE OPENED, OTHERWISE THEY TURN BITTER. COMMONLY USED TO MAKE ELDERFLOWER CORDON, SYRUPS, & TEAS. BE CAREFUL TO AVOID EATING THE STEMS, WHICH ARE POISONOUS.

Lilac

LILACS HAVE A SWEET LEMON FLAVOR. THEY ARE AVAILABLE IN THE SPRING. THEY MAKE A GREAT EDIBLE GARNISH WHEN CANDIED.



Nasturtium

NAMED AFTER THE LATIN TERM FOR WATER-CRESS DUE TO ITS SIMILAR PEPPERY TASTE. TRY ADDING TO SALADS, PESTO, OR OTHER SAVORY DISHES. THE YOUNG SEED PODS MAY BE HARVESTED, PICKLED, & USED AS A SUBSTITUTE FOR CAPERS.

Dandelion

WHILE THEY'RE CONSIDERED A WEED, BOTH THE FLOWERS & THE LEAVES OF DANDELIONS ARE EDIBLE. USE THE YOUNG LEAVES IN SALADS OR STEAM. WHILE THE MATURE FLOWER IS BITTER, THE BUDS ARE SWEET.




Sunflower

WHILE ROASTED SUNFLOWER SEEDS ARE THE MOST FAMILIAR PRODUCT OF THIS PLANT, THE FLOWERS THEMSELVES ARE ALSO EDIBLE. BUDS CAN BE STEAMED & EATEN LIKE AN ARTICHOKE.

Lavender

SWEET & HERBAL. THE BUDS, WHICH CONTAIN ESSENTIAL OILS, ARE USED TO INFUSE FLAVOR & SCENT. TRY MIXING THE BUDS WITH SUGAR; THE FLAVORED SUGAR CAN THEN BE USED IN BAKING OR FOR BEVERAGES. FRESH LAVENDER IS AVAILABLE IN MIDSUMMER.





Saffron

THE STIGMA OF THE SAFFRON FLOWER IS PAINSTAKINGLY COLLECTED & DRIED TO CREATE THIS COSTLY SPICE. ITS COMPLEX FLAVOR IS DESCRIBED AS BOTH HONEY-LIKE & GRASSY. SAFFRON IS FOUND IN SAVORY & SWEET DISHES, INCLUDING BUNS, PUDDING, PAELLA, & BIRYANI.

Zucchini

ALSO KNOWN AS SQUASH BLOSSOMS, AVAILABLE IN SUMMER MONTHS WHEN THE PLANT IS FRUITING, THESE BRIGHT YELLOW BLOSSOMS ARE PICKED WHEN THEY'RE ONLY SLIGHTLY OPEN. THE FLOWERS ARE POPULAR IN MEXICAN DISHES, SUCH AS FLOR DE CALABASA SOUP. IN ITALY, THE BLOSSOMS ARE BATTERED & FRIED.




Rose

FLAVORS VARY DEPENDING ON VARIETY & GROWING CONDITIONS, RANGING FROM SWEET TO TART. THE PETALS, FRESH OR DRIED, CAN BE CANDIED OR USED IN TEAS. ROSEWATER, MADE FROM THE ESSENTIAL OIL OF THE PETALS, IS A TRADITIONAL INGREDIENT IN DESSERTS AROUND THE WORLD, INCLUDING BALAVA & GULAB JAMUN.

Violets

SOME VARIETIES ARE SWEET & AROMATIC, WHILE OTHERS HAVE NO PERFUME. ADD YOUNG FLOWERS TO SALADS, OR IN STUFFING FOR POUSSY OR FISH. CANDIED VIOLETS ARE A COMMON GARNISH ON CAKES & PASTRIES. BE SURE NOT TO CONFUSE EDIBLE VIOLETS WITH AFRICAN VIOLETS OR OTHER NON-EDIBLE PURPLE FLOWERS.



Become a member

We're on a mission to encourage and inspire you further in biodynamics. Our online newsletter gives you a small snippet of the many wonderful biodynamic articles and information we share in our quarterly *News Leaf* journal.

As a member you receive:

- Benefits on products and workshops - view our products below
- Quarterly *News Leaf* coloured journal full of stories, articles and other valuable information
- Biodynamic Handbook - everything you need to know to get started
- Sample of Biodynamic Soil Activator with instructions
- Encouragement, motivation, guidance and support

If you join up today you will receive our *News Leaf* journal on 1 June.

If your membership has lapsed, it's easy to renew. Log into your account on our webpage and click on "subscriptions" then follow the prompts to update, alternatively ring our office.

Your membership assists us to create, share and promote everything biodynamic. It supports our not-for-profit organisation in making preparations and products, giving education, sharing information and spreading the good word.

become a member

Price list

	PRICE LIST AS AT APRIL 2023 — Selling price includes GST		PORTION SIZE	FARM	GARDEN	NON-MEMBER
ATMOSPHERIC SPRAYS	Horn Clay – Summer		4g	\$1.35	\$1.85	\$2.75
			10g/ha	\$2.85	\$4.00	\$6.00
			100g	\$26.40	\$36.95	\$55.45
	Horn Silica 501		1g	\$4.75	\$6.65	\$9.95
			2g/ha	\$6.60	\$9.25	\$13.85
EQUIPMENT			100g	\$277.20	\$388.10	\$582.15
	Dried Equisetum arvense 508		100g makes 10 litres concentrate	\$19.80	\$27.75	\$41.60
	Fresh Equisetum Fresh 508		5ml vial – up to 25ha	\$5.95	\$8.35	\$12.50
	Filter Bag		450mm long	\$48.85	\$68.40	\$102.60
			880mm long	\$73.95	\$103.50	\$155.25
INDIVIDUAL PREPARATIONS AND COMPOST ENHANCERS – KITS	Spray Nozzle for soil spray Horn Manure 500		5kph	\$72.60	\$101.65	\$152.45
			8kph	\$72.60	\$101.65	\$152.45
			12kph	\$72.60	\$101.65	\$152.45
			15kph	\$72.60	\$101.65	\$152.45
	Spray Nozzle for atmospheric spray Horn Silica 501		Small / Slow	\$63.40	\$88.70	\$133.05
SOIL PRODUCTS			Large / Fast	\$63.40	\$88.70	\$133.05
	Yarrow 502	10g	2g per ha	\$33.00	\$46.20	\$69.30
	Chamomile 503	10g	2g per ha	\$33.00	\$46.20	\$69.30
	Nettle 504	10g	2g per ha	\$33.00	\$46.20	\$69.30
	Oakbark 505	10g	2g per ha	\$33.00	\$46.20	\$69.30
	Dandelion 506	10g	2g per ha	\$33.00	\$46.20	\$69.30
	Valerian 507	5ml		\$7.25	\$10.15	\$15.25
	Valerian 507	100ml		\$59.40	\$83.15	\$124.75
	Valerian 507 (when available)	1 litre		\$330.00	\$462.00	\$693.00
	HOME GARDEN KIT		up to 1000 m ² (¼ acre) – Instructions included. 1 portion each of Soil Activator, Horn Silica (501), Summer Horn Clay, Fresh Equisetum (508), and 1g set of Compost Enhancers	\$49.50	\$69.30	\$104.50
	COMPOST ENHANCER KITS					
	Compost Preparations	1g/portion	for up to 3 tonnes or 12m ³ material	\$33.00	\$46.20	\$69.30
	Compost Preparations	2g/portion	for up to 6 tonnes or 24m ³ material	\$59.40	\$83.15	\$124.75
	Compost Preparations	4g/portion	for up to 12 tonnes or 48m ³ material	\$105.60	\$147.85	\$221.75
	Cow Pat Pit Kit (CPP) for making Manure Concentrate					
	plus Eggshell and Basalt Dust, for 1 wheelbarrow of manure		4g/portion	\$112.20	\$157.10	\$235.65
	Compost Preparations Bulk set		up to 30 tons or 120m ³ material	\$145.20	\$203.30	\$304.95
	RAIN PLUS SEQUENTIAL SPRAY KIT		for 1 hectare – Instructions included. Combined Soil Preparation, Soil Activator, Horn Silica (501), Summer Horn Clay, Fresh and Fermented Equisetum (508), Valerian (507)	\$86.45	\$121.05	\$181.60
	LIQUID PRODUCTS					
	Liquid Soil Activator (LSA)		1 litre	\$38.50	\$53.90	\$80.85
			2.5 litres	\$88.00	\$123.20	\$184.80
			5 litres	\$165.00	\$231.00	\$346.50
			10 litres	\$313.50	\$438.90	\$658.35
			20 litres	\$605.00	\$847.00	\$1270.50
	Fish Concentrate		1 litre	\$13.20	\$18.50	\$27.75
			2.5 litres	\$23.75	\$33.25	\$49.90
			5 litres	\$46.20	\$64.70	\$97.05
			20 litres	\$151.80	\$212.55	\$318.80
			200 litres	\$1188.00	\$1663.20	\$2495.00
			1000 litres	\$5280.00	\$7392.00	\$11088.00
	Seaweed Concentrate		1 litre	\$13.85	\$19.40	\$29.10
			2.5 litres	\$30.35	\$42.50	\$63.75
			5 litres	\$51.50	\$72.10	\$108.10
			20 litres	\$171.60	\$240.25	\$360.40
			200 litres	\$1320.00	\$1848.00	\$2772.00
			1000 litres	\$5940.00	\$8316.00	\$12474.00

SOIL PRODUCTS

	PORTION SIZE	FARM	GARDEN	NON-MEMBER	
LIQUID PRODUCTS					
Combined Fish Seaweed Concentrate	1 litre	\$15.18	\$21.25	\$31.90	
	2.5 litres	\$33.00	\$46.20	\$69.30	
	5 litres	\$52.80	\$73.95	\$110.90	
	20 litres	\$178.20	\$249.50	\$374.25	
	200 litres	\$1452.00	\$2032.80	\$3049.20	
	1000 litres	\$6600.00	\$9240.00	\$13860.00	
MINERALS					
Diatomaceous Earth	1kg	\$9.25	\$12.95	\$19.40	
	15kg	\$55.00	\$77.00	\$115.50	
Palagonite	400g	\$6.60	\$9.25	\$13.85	
	5kg	\$13.20	\$18.50	\$27.75	
	20kg	\$35.65	\$49.90	\$74.85	
Dorrigo Basalt Crusher Dust	5kg	\$13.20	\$18.50	\$27.75	
	20kg	\$35.65	\$49.90	\$74.85	
Horn Basalt	1g	\$1.75	\$2.45	\$3.70	
	2g/ha	\$2.65	\$3.70	\$5.55	
	100g	\$92.40	\$129.35	\$194.05	
SOIL PREPARATIONS					
Combined Soil Preparation (CSP) Includes Horn Manure (500), Manure Concentrate, Winter Horn Clay, and Fermented Equisetum (508).	100g	\$13.20	\$18.50	\$27.75	
	245g/ha	\$21.15	\$29.60	\$44.35	
	1kg	\$79.20	\$110.90	\$166.35	
	10kg/kg	\$73.95	\$103.50	\$155.25	
Equisetum Fermented 508	5ml vial	soil-up to 25ha	\$5.95	\$8.35	\$12.50
Horn Manure 500	35g	\$5.50	\$7.70	\$11.55	
	85g/ha	\$11.55	\$16.20	\$24.25	
	1kg	\$114.85	\$160.80	\$241.20	
	10kg/kg	\$108.25	\$151.55	\$227.30	
Manure Concentrate Cow Pat Pit (CPP) Includes Composted Cow Manure, Compost Preparations 502-507, Ground Eggshells and Basalt Dust.	60g	\$4.75	\$6.65	\$9.95	
	150g/ha	\$9.90	\$13.85	\$20.80	
	1kg	\$59.40	\$83.15	\$124.75	
	10kg/kg	\$55.45	\$77.60	\$116.45	
Soil Activator Includes Composted Cow Manure, Horn Manure (500), Horn Silica (501), Compost Preparations 502-507, Equisetum (508), Winter Horn Clay, Horn Basalt and basalt dust.	30g	\$5.85	\$8.15	\$12.25	
	75g/ha	\$9.25	\$12.95	\$19.40	
	1kg	\$112.20	\$157.10	\$235.65	
	10kg/kg	\$105.60	\$147.85	\$221.75	
Horn Clay - Winter	4g	\$1.35	\$1.85	\$2.80	
	10g/ha	\$2.85	\$4.05	\$6.05	
	100g	\$26.40	\$36.95	\$55.45	
PASTE					
	1.2 kg	\$11.90	\$16.65	\$24.95	
	5 kg	\$39.60	\$55.45	\$83.15	
	10 kg	\$66.00	\$92.40	\$138.60	
	20 kg	\$105.60	\$147.85	\$221.75	
AND MORE					
Astro Calendar	Price varies each year — see website				
Biodynamic Handbook (comes with Membership Kit)	each	\$16.50	\$16.50	\$16.50	
News Leaf Journal	year	\$48.40	\$48.40	\$48.40	
Garden Membership Subscription	NEW \$15.00 sign-up free	year	\$65.00		
Farm Membership Subscription	NEW \$15.00 sign-up free	year	\$130.00		

PASTE

All prices include GST. Please arrange credit card payment at time of ordering.

Order online: www.biodynamics.net.au OR phone (02) 6655 0566

Orders are despatched within three working days.

Shipped via: Australia Post or courier.

Disclaimer: no preparations or products made and supplied by Biodynamic Agriculture Australia involve the use of radionics or field broadcasters.

[Click here to download PDF version of our price list.](#)



Thanks for reading our newsletter

We are on this biodynamic journey together and shared experiences are invaluable. Therefore, we would love to receive your stories so we can share with our members.

Office Hours: Mon-Tues 9am-3pm & Thurs 9am-12.30pm
02 6655 0566 bdoffice@biodynamics.net.au

Email: bdnewsleaf@biodynamics.net.au

Help spread the good word by sharing our newsletter and please.

LIKE and FOLLOW us on Facebook and Instagram

visit webpage



PO Box 54
25 Nobles Lane
BELLINGEN NSW 2454
Ph: 02 6655 0566
www.biodynamics.net.au
ABN: 42 588 901 426

Want to change how you receive these emails?

